


Disclaimer: The particulars are set out as a general outline for the guidance of intending purchasers and do not constitute a contract. All descriptions, dimensions, references to conditions and necessary permutations for use and other details are given in good faith and are believed to be correct, but any intending purchaser should not rely on them as statements or representations of facts, but must satisfy themselves by inspection or otherwise to the correctness of each item, and where necessary seek advice. No third party supplier or their agents has any authority to make or give any representations or warranty in relation to this property. *External areas may be larger for courtyard apartments. Refer to the detailed area schedule.

Revision: K Date: 20.05.2024

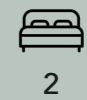


SANCTUARY

WENTWORTH POINT

WILLOW

H 2003



Internal area 77 m²

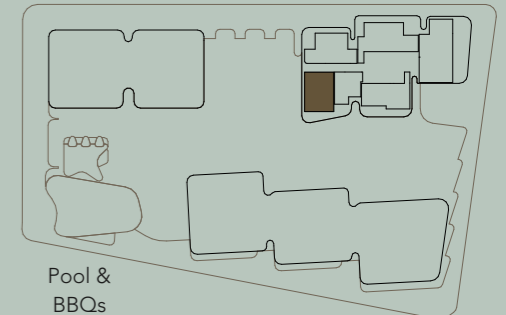
External area 16 m²

Total area 93 m²

Level 20

Building I

Building H



Pool & BBQs

Building J



A/C	Air con unit	FX	Flexi-room
S	Storage	SY	Study
P	Pantry		

1300 726 288

www.sanctuaryapartments.com.au



SEKISUI HOUSE